



# STATEWIDE

HOME HEALTH CARE

VOGUE CARBON FIBRE WALKER

VOGUE LIGHTWEIGHT WALKER

VOGUE FOREARM WALKER

VOGUE INDOOR WALKER



The stylish European designed Aspire Vogue Walkers are a lightweight, versatile range with a sturdy frame and easy to fold locking system, suitable for compact transportation when folded. Manufactured with the utmost attention to quality, including soft ride wheels, advanced deluxe brakes, ergonomic handles, the comprehensive range includes the lightweight, super lightweight carbon, forearm as well as indoor models. Enjoy your independence with peace of mind, in style.

**Statewide Home Health Care**

501 Nepean Hwy, Brighton East, 3187.


P: 9591-6234 W: [www.shhc.com.au](http://www.shhc.com.au) E: [sales@shhc.com.au](mailto:sales@shhc.com.au)



# CARBON WALKER

### Carbon Fibre

Available colours:  WAF705350

 Vogue is registered in the ARTG, AUST R ARTG 271255

 AS / NZS Approved

### Smooth height adjustment with AUTOLOCATE

Graduated and numbered upright shaft automatically locates to preset heights, making adjustment simple and accurate

### Luxury Look & Feel

European design, profiled tubing, moulded fittings and chic colour palette

### Lockable Handbrakes

For increased user safety when walking and when sitting

### Cane Holder Attachment included



### Super Lightweight 5KG Carbon Fibre Frame



### Lightweight & Ergonomic

Easy to push with a small turning circle and low rolling resistance

### Unbreakable TPE Super Soft Wheels

High durability with a smooth ride for increased comfort












### Locks when Folded

Makes lifting the frame easier and minimises storage space required

### Removable Utility Bag

Stylish and simple to remove for shopping





OVERALL HEIGHT	OVERALL LENGTH	OVERALL WIDTH	FOLDED WIDTH	SEAT DEPTH	SEAT WIDTH	SEAT HEIGHT	WHEEL SIZE	TOTAL WEIGHT	BAG S.W.L	S.W.L
										
695 - 920mm	680mm	600mm	225mm	240mm	460mm	550mm	8"	5kg	5kg	150kg



# LIGHTWEIGHT WALKERS

Available colours:  **White** WAF705300WH

 **Red** WAF705300RE

 Vogue is registered in the ARTG, AUST R ARTG 271255

 AS / NZS Approved

## Smooth height adjustment with AUTOLOCATE

Graduated and numbered upright shaft automatically locates to preset heights, making adjustment simple and accurate

## Luxury Look & Feel

European design, profiled tubing, moulded fittings and chic colour palette

## Lockable Handbrakes

For increased user safety when walking and when sitting

## Cane Holder Attachment included



## Lightweight & Ergonomic

Easy to push with a small turning circle and low rolling resistance

## Unbreakable TPE Super Soft Wheels

High durability with a smooth ride for increased comfort












## Locks when Folded

Makes lifting the frame easier and minimises storage space required

## Removable Utility Bag

Stylish and simple to remove for shopping



OVERALL HEIGHT	OVERALL LENGTH	OVERALL WIDTH	FOLDED WIDTH	SEAT DEPTH	SEAT WIDTH	SEAT HEIGHT	WHEEL SIZE	TOTAL WEIGHT	BAG S.W.L	S.W.L
										
695 - 920mm	680mm	600mm	225mm	240mm	460mm	550mm	8"	6.7kg	5kg	150kg


**Statewide Home Health Care**


501 Nepean Hwy, Brighton East, 3187.

P: 9591-6234 W: www.shhc.com.au E: sales@shhc.com.au



# FOREARM WALKER

Available colours:  **White** WAF705400

 Vogue is registered in the ARTG, AUST R ARTG 271256

 AS / NZS Approved

### Luxury Look & Feel

European design, profiled tubing, moulded fittings and chic colour palette

### Smart Posture System

Height, angle and depth adjustable forearm supports achieve optimal centre of gravity for improved balance and weight redistribution

### Smooth height adjustment with AUTOLOCATE

Graduated and numbered upright shaft automatically locates to preset heights, making adjustment simple and accurate

### Ergonomic Design

Intelligent location of cross brace and generous under seat clearance provide scope for improving patient stride length



### Rehab Focus

Easy to push with a small turning circle and low rolling resistance to accelerate standing mobility











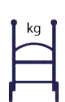
### Locks when Folded

Makes lifting the frame easier and minimises storage space required



### User Comfort

Super-soft wheels and padded forearm surfaces absorb bumps and jolts creating a smooth, comfortable ride

OVERALL HEIGHT	OVERALL LENGTH	OVERALL WIDTH	FOLDED WIDTH	SEAT DEPTH	SEAT WIDTH	SEAT HEIGHT	WHEEL SIZE	TOTAL WEIGHT	BAG S.W.L	S.W.L
										
1020 - 1270mm	660mm	620mm	225mm	240mm	460mm	620mm	8"	9kg	5kg	150kg

**Statewide Home Health Care**

501 Nepean Hwy, Brighton East, 3187.

P: 9591-6234 W: [www.shhc.com.au](http://www.shhc.com.au) E: [sales@shhc.com.au](mailto:sales@shhc.com.au)



# INDOOR WALKER

Available colours: **Champagne/Black** WAF705100CH

**Red/Black** WAF705100RE



### Luxury Look & Feel

European Design, profiled tubing, moulded fittings and chic colour palette

### Soft Touch Braking

Ergonomic soft touch lockable design allows for the walker to be secured in place with only one hand during meal time

### Smooth Height Adjustment with AUTOLOCATE

Graduated and numbered upright shaft automatically locates to preset heights, making adjustment simple and accurate

### Cane Holder Attachment included



### Removable Storage Bag

Utensils and other items can be stowed securely away, ideal for transporting personal belongings around the house



### Removable Meal Tray

Making meal time a breeze this tray allows for a meal to be transported from kitchen to dining areas with ease

### Small Folding Footprint










Slimline design reduces the overall footprint when folded while perfectly balanced weight allows the folded walker to stand upright on it's own without toppling over



### Homecare Focus

Easy to push with a small turning circle, catering for those tight corners or hallways



OVERALL HEIGHT	OVERALL LENGTH	OVERALL WIDTH	FOLDED WIDTH	WHEEL SIZE	TOTAL WEIGHT	BAG S.W.L	TRAY S.W.L	S.W.L
								
860 - 970mm	650mm	540mm	270mm	6"	5.2kg	5kg	5kg	110kg



## ACCESSORIES

*(Crutch & Cane Holder, Single Hand Brake System and Adjustable Height IV Pole are not compatible with the Vogue Indoor Walker)*



Crutch & Cane Holder  
WAA695610



Single Hand Brake System  
WAA695640



Adjustable Height IV Pole  
WAA695650



Oxygen Bottle Holder Bag  
WAA695600



Night Light - LED Lamp  
WAA695630


## ASSOCIATED PRODUCTS



DAILY LIVING AIDS



LIFT & RECLINE CHAIRS



SHOWER STOOLS & CHAIRS



RAISED TOILET SEATS



SCOOTERS



SWIVEL SEATS

ASBR21.13 0304119

**Statewide Home Health Care**

501 Nepean Hwy, Brighton East, 3187.

P: 9591-6234 W: [www.shhc.com.au](http://www.shhc.com.au) E: [sales@shhc.com.au](mailto:sales@shhc.com.au)