

# Statecare IC4 Floorline Bed

The Ultimate bedding solution



**STATEWIDE**  
HOME HEALTH CARE

# Eurocare Floorline Bed

The Eurocare Floorline Bed is a sophisticated, stylish and intelligent bed, that takes every feature to a new level. This floorline bed has expandable length and width. Functionality doubles as a floorline bed to reduce the risk of falls, and with the change of a hand control is the standard aged care bed with increased capacity.

Uniquely designed electric adjustable floor bed without towers to suit high and low care clients. Ideal for homecare and aged care environments.



## Under Bed Clearance

While the Eurocare floorline bed achieves a low height of 110mm, full clearance under the bed is still maintained, minimising the risk of foot or cord impingement.

## Low Height

With its impressive low height of 110mm, injury to the resident can be significantly reduced or avoided in the event of a fall from bed, therefore reducing the need for side-rails.



## AutoRegression

AutoRegression helps to reduce sacral pressure, shear forces and abdominal compression during bed profiling.



## Hand Control

Simply by replacing a hand controller this versatile bed can be changed from an aged care bed with 250mm minimum height to a floorbed with 110mm height, ensuring facilities are using the correct bed for their clients needs.




## CPR Position

Lowers the backrest to flat position to facilitate the administration of CPR in the event of an emergency

## Sleeping Low is Clinically Proven

International clinical studies have shown the benefits of sleeping low and eliminating side rails improves resident safety, welfare and comfort, in particular by lowering fall rates and injury.

This bed is designed to be the practical solution for home care, aged care and hospital environments.



**Expandable Mattress Section**

870 - 1050mm - Single to King Single



**Features**

- Electric high/low function
- Electric knee-bend and auto regression backrest
- Electric Trendelenburg & Reverse Trendelenburg function
- Ultra-low floor height of 110mm reduces the risk of injury from falls
- Hand control is simple and easy to use
- 8 x 75mm locking castors
- Supplied with removable and locking beech wood-grain head & foot boards
- Grey powder coated steel frame
- Optional Timber side panels for aesthetic appeal
- Also available in Lindberg Oak, Idyllic or Havana timber boards & side panels

**The Ultimate bedding solution**



**Extendable Patient Surface**  
Integrated bed extension to 100mm or 200mm including foot end mattress retainer.



**Accessories Available**

- BZ0302 Horizontal Side Rails to suit Single Bed
- BZ0331 Side Wood Panels
- BZ0325 Self Help Pole
- BZ0337 Nurse Control Panel

**Factory Fitted Options**

**BZ0336 Underbed Lighting**


Allows discreet visibility and safety at night

**BZ0335 Battery Back Up**

Safe guard in the event of a power outage

Code	BD2230	BD2290
Size	Single	King Single
Castor Type	Single Brake	Single Brake
Overall Width	970mm	1070mm
Overall Length	2180mm	2180mm
Sleeping Surface	870 x 1980	1050 x 1980
Height Range	110-740mm	110-740mm
Safe Working Load	180kg	180kg

[www.shhc.com.au](http://www.shhc.com.au)



**STATEWIDE**  
HOME HEALTH CARE

501 NEPEAN HWY, BRIGHTON, VICTORIA 3186, AUSTRALIA  
TEL: (03) 9591 6234 FAX: (03) 9591 6292  
e-mail: [sales@shhc.com.au](mailto:sales@shhc.com.au)  
NDIS PROVIDER NUMBER 405000691