



USER MANUAL

WALKER MODELS INCLUDE:

- CARBON FIBRE
- LIGHTWEIGHT ALUMINIUM
- FOREARM
- INDOOR
- ADVENTURE

Congratulations and thank you for choosing this Aspire Vogue Walker.

This user manual contains a description of the product and important guidelines to ensure correct and safe use. It is important to read this manual carefully prior to use. It is especially important to read the safety requirements and follow these.

Statewide Home Healthcare continuously improves products and reserves the right to change the specifications and functions of products without notice.

If you have any queries please contact your dealer or Statewide Home Healthcare directly. Contact information is located on the last page of this manual.

Table of Contents

1. Intended Use _____	4
2. Product Description _____	4
3. Warnings _____	5
4. Product Specifications _____	6
5. Accessories _____	6
6. List of Components _____	7
7. Instructions for Use _____	8
8. Care & Maintenance _____	10
9. Compliance _____	11
10. Warranty _____	11

1. Intended Use

ASPIRE VOGUE MODELS:

Lightweight Aluminium and Carbon Fibre Walkers

Aspire Vogue Lightweight Aluminium and Carbon Fibre Walkers are specifically designed for individuals who, due to a wide variety of reasons, require additional support while walking. It should be used as a tool to assist people who have mobility difficulties with standing, walking or sitting independently. These walkers are designed for use on level ground and any other usage outside of the intended use is not advised.

Forearm Walker

Aspire Vogue Forearm Walkers are specifically designed for individuals who, due to a wide variety of reasons, require additional support while walking. It should be used as a tool to assist people who have mobility difficulties with standing, walking or sitting independently. The walker is specifically designed for individuals who cannot support weight on their wrists but can still use their forearms for support. These walkers are designed for use on level ground and any other usage outside of the intended use is not advised.

Indoor Walker

Aspire Vogue Indoor Walkers are specifically designed for individuals who, due to a wide variety of reasons, require additional support while walking indoors. It should be used as a tool to assist people who have mobility difficulties with standing or walking independently. The walker is specifically designed for indoor use, transport of meals from kitchen to sitting areas and should not be used as a seat under any circumstances. These walkers are designed for use on level ground and any other usage outside of the intended use is not advised.

Adventure Walker

Aspire Vogue Adventure Walkers are specifically designed for individuals who, due to a wide variety of reasons, require additional support while walking. It should be used as a tool to assist people who have mobility difficulties with standing, walking or sitting independently. This walker is designed for indoor and outdoor usage which is achieved through its large multi-terrain wheels, providing enhanced traction and stability. Any other usage other than this is not advised. These walkers are designed for use on level ground and any other usage outside of the intended use is not advised.

2. Product Description

ASPIRE VOGUE MODELS:

Lightweight Aluminium and Carbon Fibre Walkers

The Aspire Vogue Lightweight Aluminium and Carbon Fibre models are four wheeled, lightweight walkers with cross folding frames. These products are made from aluminium and/or carbon fibre (depending on the model), so they are light and easy to store or transport. These walkers offer great manoeuvrability, stability and their handles are height adjustable for a customised fit. They are equipped with a mesh seat, supportive backrest and weatherproof shopping bag allowing the user to rest or carry small items.

Forearm Walker

The Aspire Vogue Forearm model is a four wheeled, lightweight walker with a cross folding frame. This product is made from aluminium, so it is light and easy to store or transport. This walker offers great manoeuvrability, stability and its forearm supports are height adjustable for a customised fit. It is equipped with a mesh seat and weatherproof shopping bag allowing the user to rest and carry small items.

Indoor Walker

The Aspire Vogue Indoor model is a four wheeled, lightweight walker with a folding frame. This product is made from aluminium, so it is light and easy to store or transport. This walker offers great manoeuvrability, stability and its handles are height adjustable for a customised fit. It is equipped with a meal tray and carry bag allowing the user to transport meals from kitchen to dining areas and/or carry small items.

Adventure Walker

The Aspire Vogue Adventure model is a four wheeled, lightweight walker with cross folding frame. This product is made from aluminium, so it is light and easy to store or transport. This walker offers great manoeuvrability, stability and its handles are height adjustable for a customised fit. The supportive backrest and weatherproof shopping bag allow the user to rest or carry small items. It is equipped with oversize wheels for improved performance on rough surfaces, a wider mesh seat and higher Safe Working Load (SWL) to accommodate larger users.

3. Warnings



WARNING! This User Manual must be read before using the walker. The manufacturer does not take any responsibility for damage and/or injuries caused by the fact that the User Manual has not been followed.

WARNING! The walker must not be used by users with serious difficulty balancing or whose muscle strength is too low to stand and walk, even with the extra support of a walker.

WARNING! The decision to use a walker should always be guided by a qualified Health Care Professional, who can also advise and assist with the correct height adjustment and usage instruction.

LIMITATIONS FOR USE

- ASPIRE VOGUE WALKERS -
SAFE WORKING LOADS (SWL)



- The walker is to be used indoor and/or outdoor on flat surfaces.
- The walker is not intended to be self-propelled while seated.
- Ensure the walker is opened fully before use.
- The brakes **MUST** be in the locked position **BEFORE** sitting on the seat - **Aspire Vogue Lightweight Aluminium, Carbon Fibre, Adventure and Forearm Walkers.**
- Use the walker only for the purpose it is intended for.
- Use the walker only in good technical condition.
- Avoid modifying the walker without the manufacturer's written acceptance for such modifications.
- **DO NOT** sit on the walker - **Aspire Vogue Indoor Walker.**
- **DO NOT** stand on the walker.
- **DO NOT** use in place of a wheelchair or patient transport device.
- All wheels **MUST** be in contact with the ground at **ALL TIMES** during use.



NOTE: Fingers or other body parts can be trapped between the walker's parts during folding, unfolding or adjusting of the walker. Be extremely careful when adjusting the walker. Observe the dimensions of gaps between the walker's elements to avoid trapping your fingers or other body parts.

4. Product Specifications

ASPIRE VOGUE WALKERS	Overall				Seat			Wheel Size (inch)	Minimal Functional Weight (kg)	Typical Functional Weight (kg)	Bag S.W.L (kg)	S.W.L (kg)
	Height (mm)	Length (mm)	Width (mm)	Depth (mm)	Width (mm)	Height (mm)	Folded width (mm)					
Carbon Fibre (Medium) <i>Black</i> WAF705350	695 - 920	680	600	240	460	550	225	8"	4.95	6.2	5	150
Carbon Fibre (Tall) <i>Candy Red</i> WAF705360	770 - 1040	680	605	240	460	620	225	8"	5.2	6.35	5	150
Lightweight Aluminium <i>Red</i> WAF705310RE <i>Champagne</i> WAF705310CH	785 - 920	655	620	240	465	540	220	8"	5.3	6.45	5	150
Forearm <i>White</i> WAF705400	1020 - 1270	660	620	240	460	620	225	8"	9.1	10	5	150
Indoor <i>Red/Black</i> WAF705100RE <i>Champagne/Black</i> WAF705100CH	860 - 970	650	540	-	-	-	270	6"	4.4	5.15	5 - Bag 5 - Tray	110
Adventure <i>Black</i> WAF705450	900 - 1035	770	695	230	540	530	245	9" - Front 11" - Back	8.8	10	5	200

5. Accessories

• Oxygen Bottle Holder Bag - **WAA695600**

• Night Light - LED Lamp - **WAA695630**

6. List Of Components

ASPIRE VOGUE WALKER RANGE:

Aspire Vogue Walkers are supplied in boxes and come folded, for easier transportation. The contents include one complete folded Aspire Vogue Walker and one User Manual.

Model	1	2	3	4	5	6	7	8	9	10	11	12
LIGHTWEIGHT ALUMINIUM	Lock release pulling cord (pull to fold)	Push handle and soft touch brake lever	Height adjustable profile.	Seat tube (push here to open and lock seat).	Height adjustment locking knob.	Folding cross bar.	Fold-up lock button.	Mesh seat.	Weatherproof shopping bag.	Ultra soft-ride wheels for all terrain.	Padded and supportive backrest.	
CARBON FIBRE	Lock release pulling cord (pull to fold).	Push handle and soft touch brake lever.	Height adjustable profile.	Seat tube (push here to open and lock seat).	Height adjustment locking knob.	Folding cross bar.	Fold-up lock button.	Mesh seat.	Weatherproof shopping bag.	Ultra soft-ride wheels for all terrain.	Padded and supportive backrest.	
FOREARM	Lock release pulling cord (pull to fold).	Push handle and brake lever.	Height adjustable profile.	Seat tube (push here to open and lock seat).	Height adjustment locking knob.	Folding cross bar.	Fold-up lock button.	Mesh seat.	Weatherproof shopping bag.	Ultra soft-ride wheels for all terrain.	Padded forearm supports.	Push handle length adjustment locking knob.
INDOOR	Lock release button (push to fold).	Push handle.	Height adjustable profile.	Removable meal tray.	Height adjustment locking knob.	Ultra soft-ride indoor wheels.	Folding hinge point.	Soft touch brake lever.	Weatherproof shopping bag.			
ADVENTURE	Lock release pulling cord (pull to fold).	Push handle and soft touch brake lever.	Height adjustable profile.	Seat tube (push here to open and lock seat).	Height adjustment locking knob.	Folding cross bar.	Fold-up lock button.	Mesh seat.	Weatherproof shopping bag.	Durable multi-terrain wheels.	Padded and supportive backrest.	

7. Instructions for Use

INITIAL CHECK

- In the first instance remove the walker from the box and check the contents (using the picture on page 7) to ensure nothing is missing. If you discover any component is missing or damaged do not continue to assemble the product. Contact your supplier immediately.

OPENING THE WALKER

- Press the fold up lock button on the seat tubes to release walker from folded position - **Aspire Vogue Lightweight Aluminium, Adventure, Carbon Fibre and Forearm Walkers.**
- Press the fold up lock button on the rear of the basket to release walker from folded position - **Aspire Vogue Indoor Walker.**
- Simultaneously push both side tubes down until you hear an audible "click" of the locking mechanism locking in place on the frame. If the frame is open and secured correctly, you should not be able to fold the frame back up by pulling on the side tubes.

FOLDING THE WALKER

- Pull upwards on the lock release pulling cord (as shown in the list of components) - **Aspire Vogue Lightweight Aluminium, Adventure, Carbon Fibre and Forearm Walkers.**
- Push seat tubes together until the fold-up lock button clicks together - **Aspire Vogue Lightweight Aluminium, Carbon Fibre and Forearm Walkers.**
- Press the fold up lock button, remove the meal tray and pull backwards on the basket frame until the tubes lock into place horizontally - **Aspire Vogue Indoor Walker.**



WARNING

WARNING! After unfolding or assembling the walker always ensure that the seat is securely locked and the frame does not move anymore - Aspire Vogue Lightweight Aluminium, Adventure and Carbon Fibre Walkers.

WARNING! Always ensure that handles/forearm supports are securely locked in place by tightening the locking knobs to prevent the accidental sliding of the handles/forearm supports when forced - Aspire Vogue Forearm Walkers.

WARNING! Always test to see that accessories are properly and safely locked in place (without play) BEFORE using.

WARNING! Failure to follow these warnings can result in personal injury.

ADJUSTING THE HEIGHT OF THE HANDLES/FOREARM SUPPORTS

- Release the handle height adjustment locking knob;
- Make adjustments to your desired height;
- Tighten the knob.

ADJUSTING THE DEPTH OF THE FOREARM SUPPORTS

- Release the push handle length adjustment locking knob;
- Make adjustments to your desired length;
- Tighten the knob.



WARNING

WARNING! Both handles / forearm supports should be adjusted to the same height/length.

WARNING! Seek advice from a qualified health professional for the appropriate height/length level to suit your needs.

USING THE HAND BRAKES

- To stop the walker, activate the brakes by pulling the brake handles towards the hand grips.
- To start moving again, release the brake handles. They will drop down automatically and the brakes will be released.



WARNING

WARNING! You should always engage the brakes when you don't want the walker to move.

WARNING! NEVER leave the walker without the brakes engaged when there is someone sitting in it.

WARNING! NEVER leave the walker on a slope without the brakes engaged.

LOCKING/UNLOCKING THE HAND BRAKES

- To lock the brakes push the brake handles down until you hear an audible "click".
- To unlock the brakes pull the brake handles up until you feel them loosen.



WARNING

WARNING! When using the walker in a stationary position, the hand brakes MUST always be locked.

SITTING ON THE WALKER

- Ensure the hand brakes have been activated.
- While holding onto the handles turn with your back facing the seat and pull the walker towards you until it can be felt against the backs of your legs.
- Slowly and carefully lower yourself onto the seat.



WARNING

WARNING: The Backrest is intended to provide back support while seated. The backrest is NOT intended to support full body weight. Refer to correct seating guide on the next page.

WARNING! Never attempt to sit on the Aspire Vogue Indoor Walker, it is not designed as a seat walker.

WARNING! ALWAYS sit centrally on the walker, avoid leaning heavily in any direction as this may cause the walker to become unstable.

WARNING! You should NOT sit (partly) above the shopping bag.

WARNING! ALWAYS sit up right on the walker while resting your forearms or hands on the push handles.

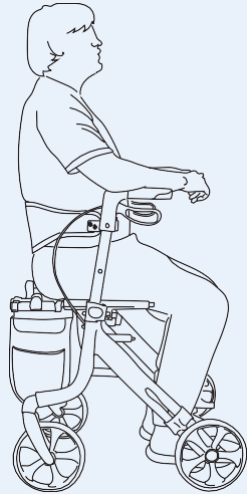
WARNING! NEVER propel yourself with your feet using the walker as a transportation device – it is NOT designed for this purpose.

WARNING! NEVER allow another person to push you along while seated on the walker – it is NOT designed as a transportation device and is NOT a substitute for a wheelchair.



WARNING

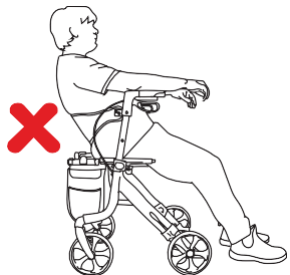
WARNING: The Backrest is intended to provide back support while seated. The Backrest is NOT intended to support full body weight.



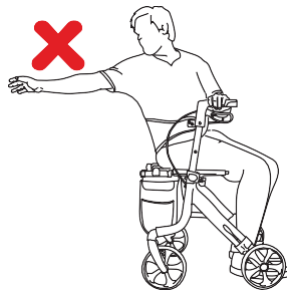
DO NOT sit on backrest.



DO NOT reach into bag while seated.



DO NOT slouch on backrest.



DO NOT reach behind while seated.

8. Care & Maintenance

GENERAL:

- Clean the walker regularly with a damp cloth.
- Use a mild washing agent and warm water for excess dirt build up.
- DO NOT use harsh abrasives or bleach based agents which may cause damage or discolouration.
- Dry with a soft cloth.

WHEELS:

- Clean wheels with a mild washing agent and warm water. Remove hair and other dirt from axles.
- Lubricate with multi-purpose oil periodically or if wheels begin to squeak.

MAINTENANCE:

- Ensure that every part of the walker is secure at ALL times.
- Check all screws for tightness. If not, tighten if necessary.
- Replace any broken, damaged or worn items immediately.

MAINTENANCE SCHEDULE

Weekly	Periodically	Yearly	Serviceable Components
<ul style="list-style-type: none"> • Check brake function • Check all wheels are secure 	<ul style="list-style-type: none"> • Check handgrips for wear • Check frame bolts are secure • Check folding hinge bolts are secure • Check front and rear axle bolts are secure • Check for wear or cracks • Check wheels for splitting or damage • Check seat upholstery for wear and seat base for cracks and that it is secured to frame 	<ul style="list-style-type: none"> • Take your walker to an authorised repairer for a full check, clean, service and lubrication of all moving parts. 	<ul style="list-style-type: none"> • Wheels • Bag • Hand grips • Forearm Supports • Brake Cables • Seat • Brake Handles • Bearings • Nuts and Bolts



STATEWIDE

HOME HEALTH CARE

Statewide Home Healthcare
501 Nepean Hwy, Brighton
East VIC 3187
www.shhc.com.au
sales@shhc.com.au
(03) 9591 6234

